

Academic Year Evaluation 2022/2023



Content

1. Overview

2. Evaluation

2.1 Response Rates

2.2 General evaluation of the Study Programme

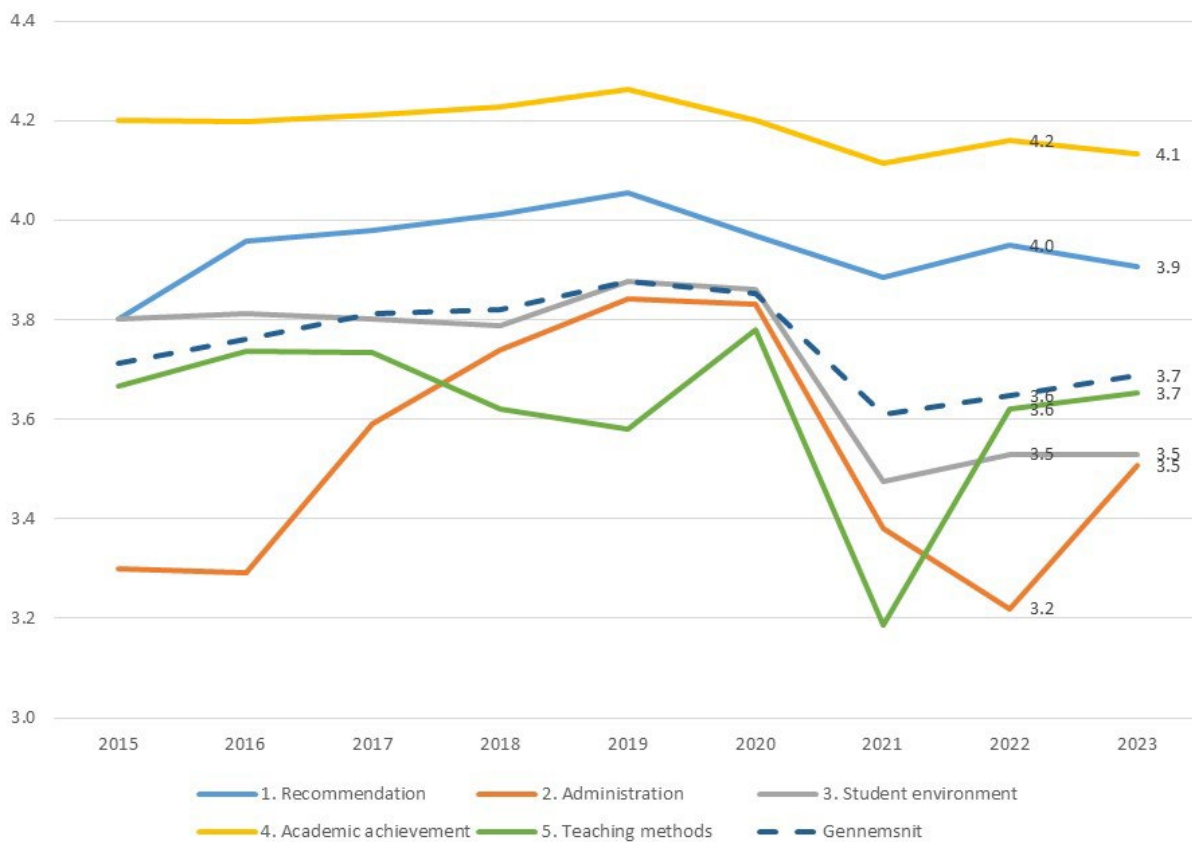
2.4 Satisfaction with the administration

2.4 Study environment

2.5 Academic competences and context

1. Overview

The answers are given on a scale from 1 to 5 where 1 is "Completely disagree" and 5 is "Completely agree".



- | | |
|--|--|
| 1. Recommendation/anbefaling: | "I highly recommend my study programme to others" |
| 2. Administration: | "Overall, I am satisfied with the service from the administration" |
| 3. Student environment/Studiemiljø: | "The programme's social environment is good" |
| 4. Academic achievement/Fagligt udbytte: | "The academic year has been intellectually challenging" |
| 5. Teaching methods/Undervisning | "The teaching methods in this academic year were appropriate in achieving the academic objectives" |
| 6. Average/Gennemsnit: | Overall average score for the five indicators |

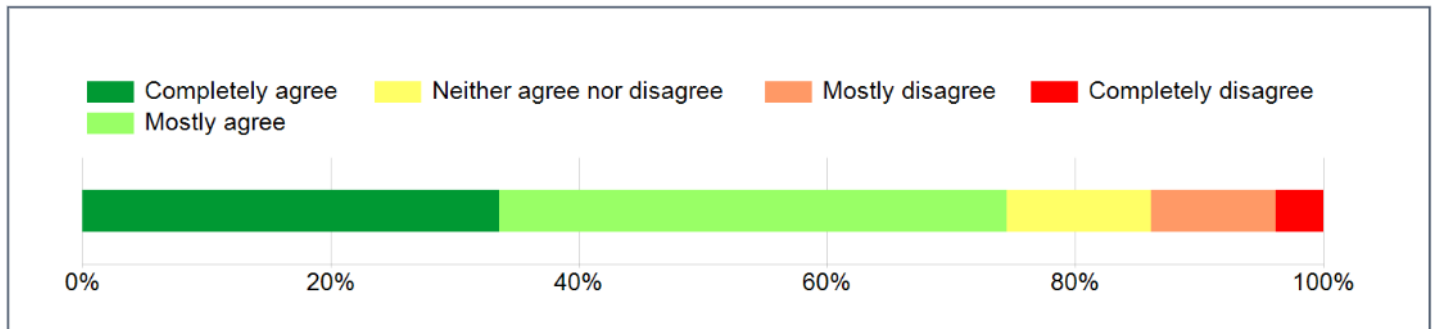
2. Evaluation

2.1. Response Rates

	Students
Raters Responded	1365
Invited	13019
Response Ratio	10.5%

2.2. General evaluation of the programme

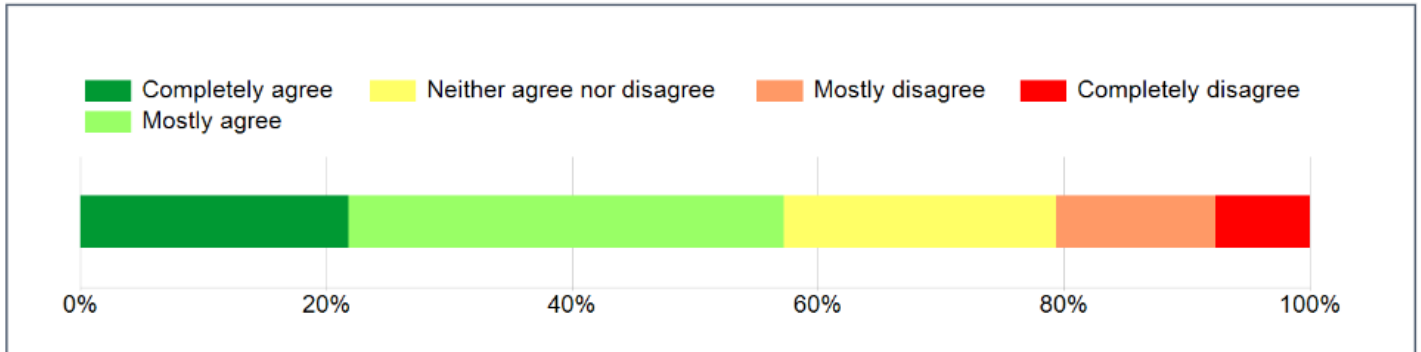
I highly recommend my study programme to others



	N	Completely agree	N	Mostly agree	N	Neither agree nor disagree	N	Mostly disagree	N	Completely disagree	Mean
I highly recommend my study programme to others	457	33.6%	556	40.9%	158	11.6%	137	10.1%	53	3.9%	3.9

2.3. Satisfaction with the administration

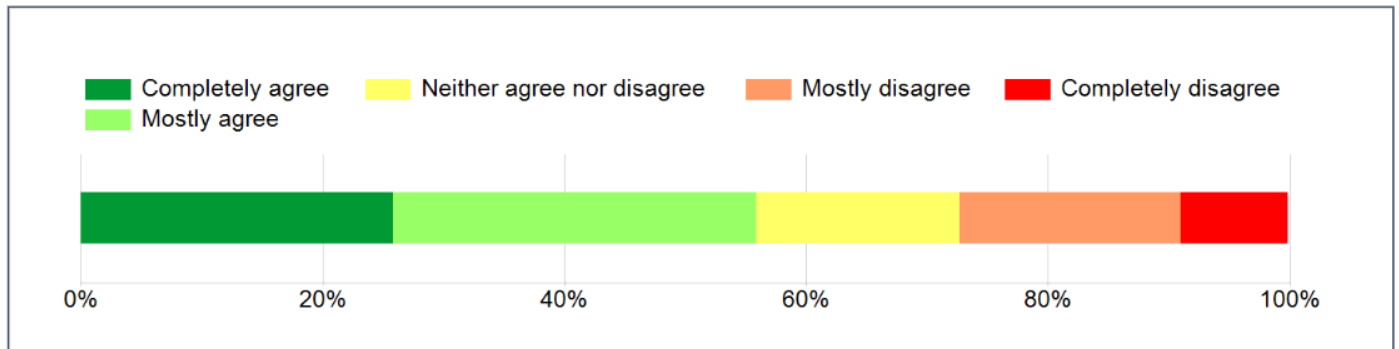
Overall I am satisfied with the service from the administration



	N	Completely agree	N	Mostly agree	N	Neither agree nor disagree	N	Mostly disagree	N	Completely disagree	Mean
Overall I am satisfied with the service from the administration	267	21.8%	434	35.4%	273	22.2%	158	12.9%	95	7.7%	3.5

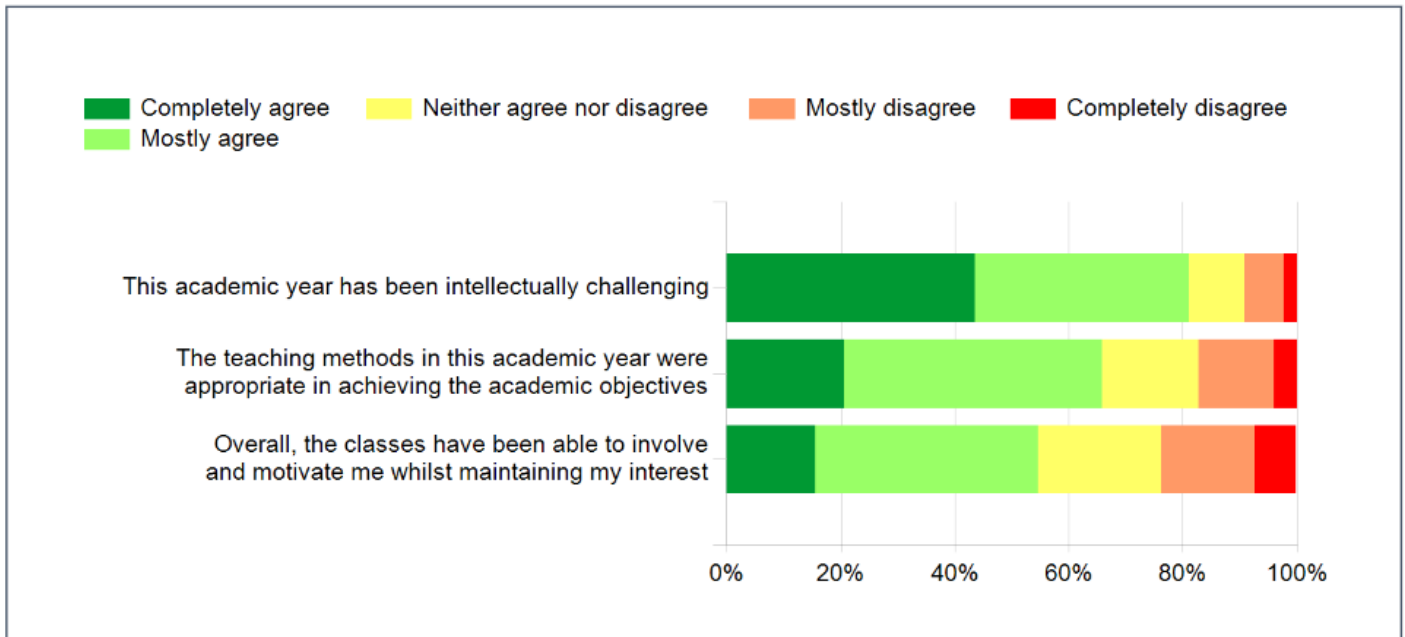
2.4. Study Environment

I am satisfied with the programme's social environment



	N	Completely agree	N	Mostly agree	N	Neither agree nor disagree	N	Mostly disagree	N	Completely disagree	Mean
I am satisfied with the programme's social environment	348	25.8%	406	30.1%	226	16.8%	247	18.3%	120	8.9%	3.5

2.5. Academic competences and context



	N	Completely agree	N	Mostly agree	N	Neither agree nor disagree	N	Mostly disagree	N	Completely disagree	Mean
This academic year has been intellectually challenging	592	43.6%	510	37.5%	133	9.8%	93	6.8%	31	2.3%	4.1
The teaching methods in this academic year were appropriate in achieving the academic objectives	276	20.6%	607	45.2%	228	17.0%	178	13.3%	53	3.9%	3.7
Overall, the classes have been able to involve and motivate me whilst maintaining my interest	208	15.5%	524	39.1%	290	21.6%	220	16.4%	98	7.3%	3.4